

Results Overview

[PRINT OVERVIEW](#)

[INDIVIDUAL RESPONSES](#)

			/wEPDwUKMTAyO
894D1144			

Epping Forest LCTS consultation 2017/18

Respondents: 279 displayed, 279 total **Status:** Open
Launched Date: N/A **Closed Date:** 17/10/2016
Display:

Active Report Filters: None Active.

Note: "(skipped this question)" can mean that the question was skipped, or that the user closed the browser without saving the page.

Total Respondents	45
(skipped this question)	234
View conditional responses (if applicable) view	

3. Please use the space below to make any comments you have on protecting the Local Council Tax Reduction scheme from these changes:

1. Technical changes should be taken into account
2. There is no justification to maintaining the scheme in its current form as it would be in contradiction to other eligibility criteria for schemes aligned to provide support to households.
3. To take this away will cause further financial stress to those already struggling to pay. Not everyone receiving it is an oap or a lazy goodfornothing. Making the vulnerable pay more is a disgrace.
4. You should not cut back services or support to the most vulnerable people.
5. The council should reverse the reduction scheme and end age discrimination and stand up to central government, it should be about the ability to pay not about the person age. If needs be raise council tax via referendum.
6. Working people are facing higher rents / living costs etc, without a similar increase in income. So I believe that this scheme should be kept intact for them, just as it is for pensioners (some of whom could probably afford to pay more).
7. There is no reason to give pensioners a 100% discount. It should be on the basis of need.
8. My grandmother lives with me, she is receiving pension and has been diagnosed with dementia.
9. Any changes to the scheme affect the people on a low income, who have already had their incomes and benefits reduced in recent years.
10. Presumably that would mean that households which pay Council Tax would be subsidising those receiving an already huge Reduction by even more.

View responses to this question view	
Total Respondents	10
(skipped this question)	269

4. Do you agree with the option 1?

	Response Total	Response Percent	Points	Avg
View responses to this question view				
Yes	20	50%	n/a	n/a

No		12	30%	n/a	n/a
Don't know		8	20%	n/a	n/a
Total Respondents			40		
(skipped this question)			239		
View conditional responses (if applicable)					view

5. If you disagree what alternative would you propose?

1. Just because someone is of working age, does not imply they are working and have an income. Carers, for example, do not and they will be penalised.
2. Keeping it as it is
3. Increase council tax or seek savings elsewhere
4. Families should continue to be supported and the money can be found elsewhere eg by reducing benefits for wealthy pensioners
5. Not changing the scheme.
6. I think ALL the Options should be applied.
7. Option 3
8. Lobby the government on increasing the age-related lid to 70yrs.

View responses to this question		view
Total Respondents		8
(skipped this question)		271

6. Do you agree with the option 2?

		Response Total	Response Percent	Points	Avg
View responses to this question					
view					
Yes		23	58%	n/a	n/a
No		12	30%	n/a	n/a
Don't know		5	12%	n/a	n/a

Total Respondents	40
(skipped this question)	239
View conditional responses (if applicable) view	

7. If you disagree what alternative would you propose?

1. Keep at 3 months
2. No, if there is a delay processing the claims, the claimant may be penalised because of the delay and if they are due this support, they should receive it even if they delayed their claim
3. If a person have the right to have had council tax benefit 3 months ago they should get it back dated, in fact I believe it should be allowed for up to a year as standard.
4. Keep it as is
5. Examine why people need to have claims backdated - not all will be claimant related. Improve information systems to ensure people get timely information on how and when to apply. Involve partner organisations on improving info
6. This targets people that are in a vulnerable situation and is unjustified; again this can be funded by reducing support for well-of pensioners.
7. I think ALL the Options should be applied.
8. Provided the claimant can show good cause as to why they had not claimed earlier. Simplify the claim process.

View responses to this question view	
Total Respondents	8
(skipped this question)	271

8. Do you agree with the option 3?

	Response Total	Response Percent	Points	Avg
View responses to this question view				
Yes	32	80%	n/a	n/a
No	3	8%	n/a	n/a
Don't know	5	12%	n/a	n/a
Total Respondents		40		
(skipped this question)		239		

View conditional responses (if applicable) [view](#)

9. If you disagree what alternative would you propose?

This is a ridiculous idea and again just attacking the poor, how much does this change actually save the council or does it indeed cost the council money because the council will have to process more appllice.

1. Alternative keep the same as now or change it so if the person isn't living here and they aren't using council services, they should pay zero council tax for the period they are out of the country.
2. Keep it as is. I don't agree with what central government is doing and would vote for no changes there but not given the choice. I am not on any benefits by the way
3. I think ALL the Options should be applied.

View responses to this question [view](#)

Total Respondents	3
(skipped this question)	276

10. Do you agree with the option 4?

	Response Total	Response Percent	Points	Avg
View responses to this question view				
Yes	25	62%	n/a	n/a
No	8	20%	n/a	n/a
Don't know	7	18%	n/a	n/a
Total Respondents		40		
(skipped this question)		239		

View conditional responses (if applicable) [view](#)

11. If you disagree what alternative would you propose?

1. None, benefits should be based on the ability of the person to pay the tax. Not base on either life choices or accidents or even the results of rape. An we certainly shouldn't be looking to punished children for the choices their parents make.
2. Keep it as is
3. Not changing the current scheme.

4. I think ALL the Options should be applied.
5. Cap at 4 dependant , rather than 2
6. Whilst this may be a viable prospect, claimants should have been advised of this earlier as there is now less than 6 months lead in time.

View responses to this question view	
Total Respondents	6
(skipped this question)	273

12. Do you think we should choose any of the following alternative options rather than the proposed changes to the Local Council Tax Support scheme? Please select one answer for each source of funding

	Yes	No	Don't know	Response Total	Points	Avg
view Increase the level of Council Tax	23.08% (9)	61.54% (24)	15.38% (6)	39	n/a	n/a
view Find savings from cutting other Council Services	15.38% (6)	71.79% (28)	12.82% (5)	39	n/a	n/a
view Use the Council's savings	28.21% (11)	58.97% (23)	12.82% (5)	39	n/a	n/a
Total Respondents				39		
(skipped this question)				240		
View conditional responses (if applicable) view						

13. If the Council were to choose these other options to make savings, what would be your order of preference? Please rank in order of preference by selecting a number from 1 – 3 next to the statements below, where 1 is the option that you would most prefer and 3 is the least

	1	2	3	Response Total	Points	Avg
view Increase the level of Council Tax	30.77% (12)	17.95% (7)	51.28% (20)	39	n/a	n/a
view Reduce funding available for other Council Services	23.08% (9)	30.77% (12)	46.15% (18)	39	n/a	n/a
view Use the Council's savings	38.46% (15)	41.03% (16)	20.51% (8)	39	n/a	n/a
Total Respondents				39		
(skipped this question)				240		
View conditional responses (if applicable) view						

14. Please use the space below to make any other comments on the scheme:

1. My responses to question 13 are moot. Under no circumstance do I support any of the alternative proposals [Disabled]
2. [No Answer Entered] [Disabled]
3. I think that some of the changes proposed would affect some of the poorest people in our district. [Disabled]

View responses to this question view	
Total Respondents	3
(skipped this question)	276

15. Please use the space below if you would like the Council to consider any other options (please state)

1. Reduce the level of support to a maximum of 50%.
2. I think we should also reduce the amount paid to senior staff and possibly councillors, most of whom do not do much more than town or parish councillors and they are volunteers.
3. I do not believe that pension age people should be protected from reductions to the support available. Proposals that disadvantage working poor people compared to relatively well-off pensioners are unacceptable
4. There are a lot of very well-off people living in the district. I would increase the Council Tax Charge on the highest 2 Council Tax bands. This would bring in more revenue and only affect the people with the highest incomes.

View responses to this question view	
Total Respondents	4
(skipped this question)	275

16. If you have any further comments or questions to make regarding the Council Tax Reduction scheme that you haven't had opportunity to raise elsewhere, please use the space below.

1. Why should only one of the Options be possible? Why not apply all of them - they all make sense.
2. Clamping down and putting more resorces into finding the fraudulent claims , which drains resources and creates the need for these changes , I would rather money wend on catching the people who make these other changes nesersary.

View responses to this question view	
Total Respondents	2

(skipped this question)	277
-------------------------	-----

17. Are you, or someone in your household, getting a Council Tax Reduction at this time?

	Response Total	Response Percent	Points	Avg
View responses to this question view				
Yes	3	8%	n/a	n/a
No	31	86%	n/a	n/a
Don't know	2	6%	n/a	n/a
Total Respondents		36		
(skipped this question)		243		
View conditional responses (if applicable) view				

18. Are you...?

	Response Total	Response Percent	Points	Avg
View responses to this question view				
Male	16	47%	n/a	n/a
Female	12	35%	n/a	n/a
Prefer not to say	6	18%	n/a	n/a
Total Respondents		34		
(skipped this question)		245		
View conditional responses (if applicable) view				

19. Age

	Response Total	Response Percent	Points	Avg
View responses to this question view				
18 - 24	0	0%	n/a	n/a
25 - 34	7	19%	n/a	n/a
35 - 44	6	17%	n/a	n/a
45 - 54	9	25%	n/a	n/a
55 - 64	9	25%	n/a	n/a
65 - 74	1	3%	n/a	n/a



75 - 84		0	0%	n/a	n/a
85+		0	0%	n/a	n/a
Prefer not to say		4	11%	n/a	n/a
Total Respondents			36		
(skipped this question)			243		
View conditional responses (if applicable)					view

20. Status:



	Response Total	Response Percent	Points	Avg	
View responses to this question view					
Married	17	47%	n/a	n/a	
Single	12	33%	n/a	n/a	
Widowed	0	0%	n/a	n/a	
Prefer not to say	3	8%	n/a	n/a	
Other, please state view	4	11%	n/a	n/a	
Total Respondents			36		
(skipped this question)			243		
View conditional responses (if applicable)					view

21. Ethnicity:



	Response Total	Response Percent	Points	Avg
View responses to this question view				
White British	25	69%	n/a	n/a
White Irish	1	3%	n/a	n/a
White Other	0	0%	n/a	n/a
Gypsy / Roma	1	3%	n/a	n/a
Traveller of Irish Heritage	0	0%	n/a	n/a
Black or Black British African	0	0%	n/a	n/a
Black or Black British Caribbean	0	0%	n/a	n/a
Mixed White/Black African	0	0%	n/a	n/a
Mixed White/Black Caribbean	0	0%	n/a	n/a
Black Other	0	0%	n/a	n/a

Asian or Asian British Pakistani		0	0%	n/a	n/a
Asian or Asian British Indian		1	3%	n/a	n/a
Asian or Asian British Other		1	3%	n/a	n/a
Mixed White/Asian		0	0%	n/a	n/a
Asian Other		0	0%	n/a	n/a
Chinese		0	0%	n/a	n/a
Mixed Other		0	0%	n/a	n/a
Not Known		0	0%	n/a	n/a
Prefer not to say		5	14%	n/a	n/a
Other, please specify view		2	6%	n/a	n/a
Total Respondents		36			
(skipped this question)		243			
View conditional responses (if applicable) view					



22. Do you consider yourself to have a physical impairment?

		Response Total	Response Percent	Points	Avg
View responses to this question view					
Yes		3	9%	n/a	n/a
No		31	91%	n/a	n/a
Total Respondents		34			
(skipped this question)		245			
View conditional responses (if applicable) view					



23. Do you consider yourself to have a sensory impairment?

		Response Total	Response Percent	Points	Avg
View responses to this question view					
Yes		4	12%	n/a	n/a
No		28	88%	n/a	n/a
Total Respondents		32			
(skipped this question)		247			
View conditional responses (if applicable) view					

24. Do you consider yourself to have a learning difficulty or disability?

		Response Total	Response Percent	Points	Avg
View responses to this question					view
Yes		2	6%	n/a	n/a
No		32	94%	n/a	n/a
Total Respondents			34		
(skipped this question)			245		
View conditional responses (if applicable)					view

25. Do you consider yourself to have any mental health needs?

		Response Total	Response Percent	Points	Avg
View responses to this question					view
Yes		4	11%	n/a	n/a
No		31	89%	n/a	n/a
Total Respondents			35		
(skipped this question)			244		
View conditional responses (if applicable)					view